


Rainbow Brite™



AN ACTIVITY BOOK

Rainbow Brite™



Copyright ©1984 Hallmark Cards, Incorporated
All rights reserved

GOLDEN® and GOLDEN® & DESIGN
are trademarks of Western Publishing Company, Inc.



A GOLDEN® BOOK
Western Publishing Company, Inc.
Racine, Wisconsin 53404

No part of this book may be reproduced or copied in any form
without written permission from the publisher. Produced in U.S.A.




Who's Who Word Search

Rainbow Brite is looking at her photo album. Find the names of everyone she will see. Circle words up, down, across, back and diagonally.

W R L A L A O R A N G E F G C K P
O A T C S H Y V E A R E T W I N A
L E V K N I W T C L T S T H R L T
L M B N D Y O X Q I R U D B U I T
E B G H D G N G R P A T Y O G R Y
Y R B U I R T B U D D Y B L U E O
Y W B D L M W T G B K S P G B C G
R S N N L O T C L U R K Y K N T R
A I L O B S S T A R L I T E G C E
N T U N N O M U R C Y D E S M A E
A G I S H Y V I O L E T R V B H N
C A E T R L A M S I D Y K R U M A
R E D B U T L E R F R A E N B U W

Word List:

BUDDY BLUE
CANARY YELLOW
INDIGO
LALA ORANGE
LURKY
MURKY DISMAL
PATTY O'GREEN
RAINBOW BRITE
RED BUTLER
SHY VIOLET
STARLITE
TWINK



Can you find who is hiding in this scene? Hurry and color them so the Color Kids and the sprites can see them too.




Answer: Murky and Lurky are hiding.

A Dismal Mistake

Murky Dismal tried to clone Rainbow Brite, which means to make someone exactly like someone else. But, somehow he goofed! Find the real Rainbow Brite. She is different from all of the rest.

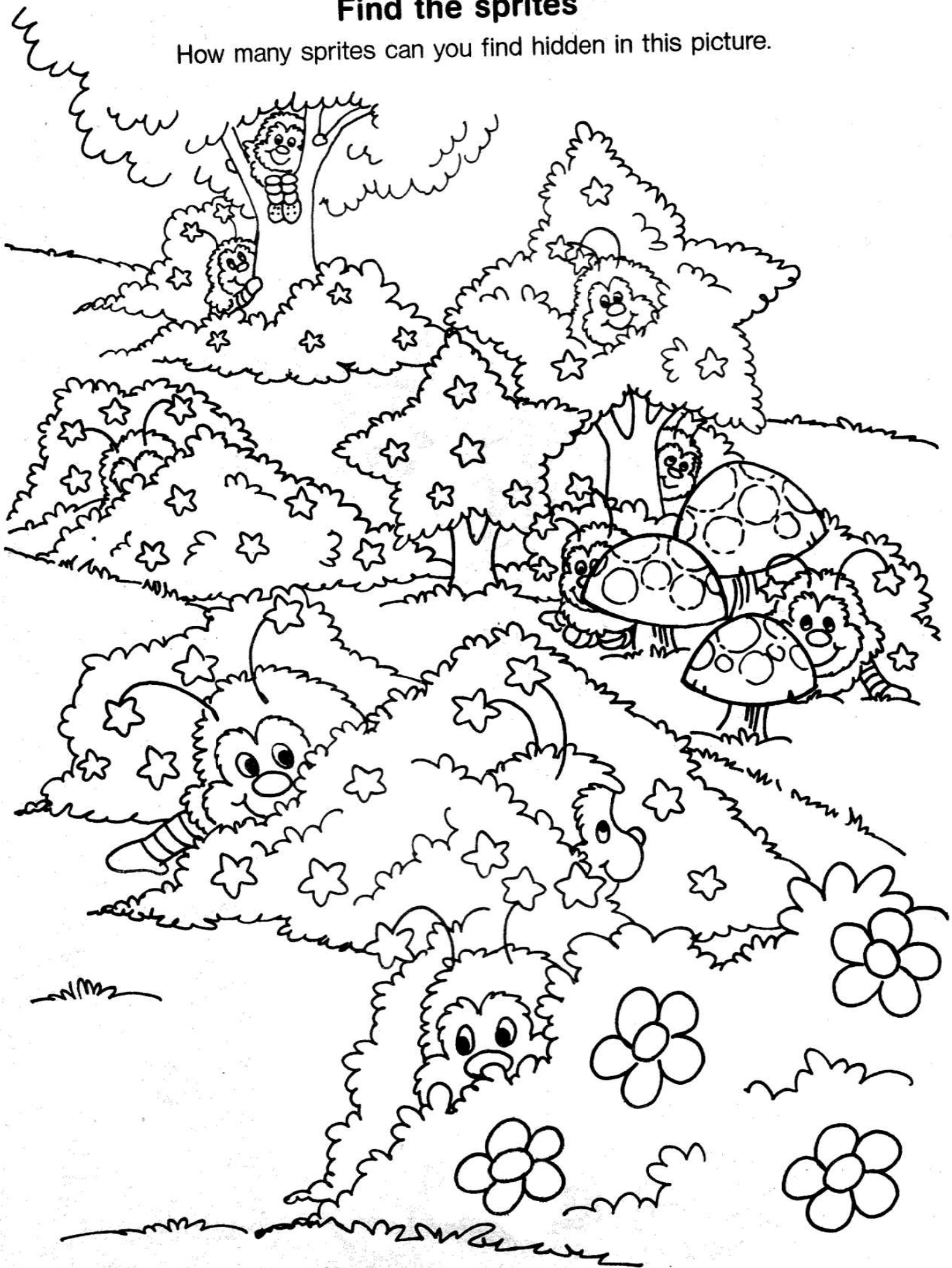




Finish the Picture



Find the sprites



How many sprites can you find hidden in this picture.






It's a Tall Word

Look at the letters on this page by placing the book in an open, flat position about 4 inches away from the nose and reading both vertically and horizontally to see whose name appears.




Who Is Hiding?

See the spaces with one dot? Color them brown to see who is *lurking* in this picture.



To the Pits

Take Murky Dismal and Lurky to The Pits as quickly as you can.



A Scrambled Mess

While Murky Dismal was trying to remove the color from Rainbow Land he got everything scrambled on his scanner screen. Unscramble the color words below and write them correctly on the spaces.

1. DER

2. LBEU

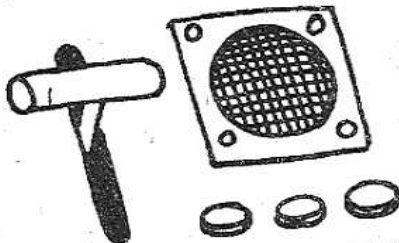
3. ELYLOW

4. RAOENG

5. DIGNIO

6. RGEEN


7. OVILTE




Answers: 1. RED, 2. BLUE, 3. YELLOW, 4. ORANGE, 5. INDIGO,
6. GREEN and 7. VIOLET.




Connect the dots to see what was inside the box that Canary Yellow and Shy Violet were carrying.







A Colorful Word Search

Rainbow Brite likes all of the colors seen in the rainbow. Find the names of each color on the opposite page and circle words up, down, across, back and diagonally.






V	I	O	L	E	T	X	C	Y
R	S	H	L	M	N	O	T	E
B	O	Q	D	N	G	R	V	L
L	F	E	H	I	R	A	H	L
U	R	H	D	R	N	N	K	O
E	T	N	K	S	D	G	C	W
C	I	C	R	B	T	E	L	G
O	L	O	N	E	E	R	G	B





Grow Your Own Garden

A Carrot Garden




Cut off about 2 inches of each carrot. Cut off wilted leaves.

Place cut pieces in a shallow bowl with cut ends down.

Place pebbles around carrots to hold them down. Fill the bowl half full of water and place in a sunny window. In about a week, new shoots will appear.

Then plant in soil and watch them grow.





A Lentil Forest


Spread a single layer of lentil beans in a small saucer. Add enough water to moisten, but do not float the beans.

Keep moist in a light place. In about ten days you will see green sprouts.

Then plant in soil and watch them grow.



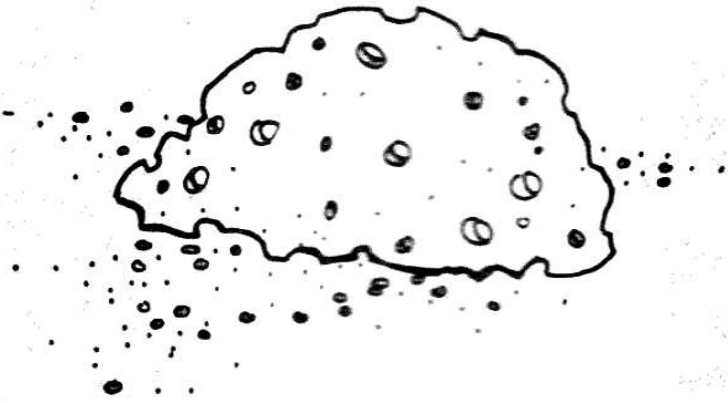
Make a Rainbow Garden



1. Take a small sponge and wet it.

2. Roll it in grass seed or bird seed if you have some.

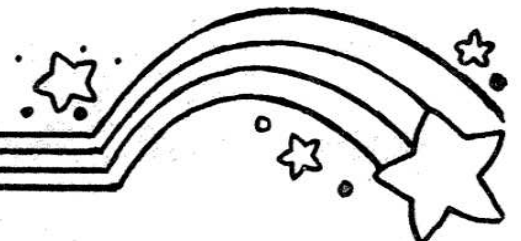

3. Cut a rainbow shape out of paper, color and glue it onto a flat stick.



4. Poke stick into seeded sponge.

5. Place it in a saucer of water in a sunny window.

6. Keep water in saucer and in a few days green sprouts will appear and soon you will have a rainbow garden.





Rainbow Land Parade




Make Your Own Instruments



A Drum

An empty oatmeal box or an empty coffee can with a plastic lid may be used.


Decorate by pasting large colored shapes or stripes on the sides.




For drumsticks place empty spools on the ends of pencils.

Wooden Blocks

Use two small pieces of wood about the same size. They may be colored or painted.



Slap blocks together in a back and forth motion.



Cymbals

Tie ribbon or yarn around the handles of pot covers. Hit together.

Noise Maker



Use an empty, clean plastic bottle with the label removed. Partially fill with uncooked rice, dried beans, or unpopped corn. Fasten top. Decorate sides. Shake to make a sound.





Potato Prints


Shy Violet likes to decorate the letters and envelopes she sends to her friends. Sometimes she decorates her own wrapping paper.



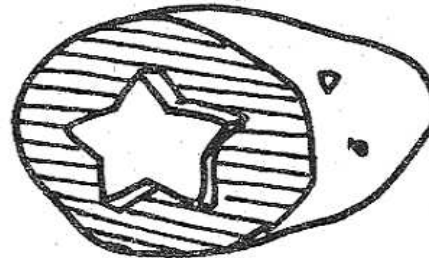
1. Cut a raw potato in half. Ask mom or dad to work with you.



2. Draw a design in center of potato. (Shy Violet likes stars).




3. Cut down into potato about $\frac{1}{2}$ " around the shape or design.




4. Stamp potato on a stamp pad.

5. Press potato on paper.



*Note: Other shapes can be cut from ends of carrots, corks, or erasers. Even empty spools will work.





Connect the dots to see what these sprites caught.




Square Off Game

Here's a game for two or more players; take turns drawing a straight line between two stars. As each player completes a square, he or she puts their initial in it to claim it. Empty squares count as 1 point, while squares with Rainbow Brite count 3 points and Lurky counts as 2 points. The highest point total at the end of the game wins.








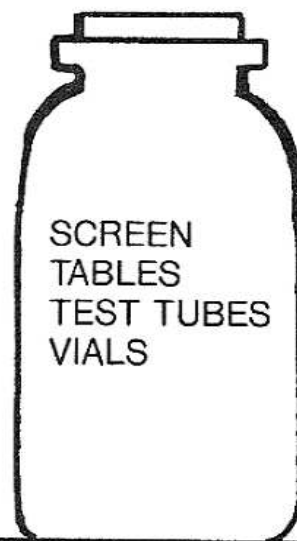
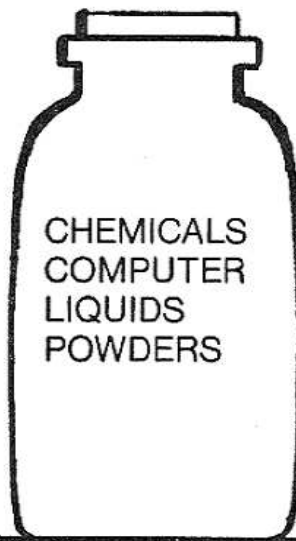
A decorative border of rainbows and stars surrounds the text. The border consists of multiple curved lines representing rainbows, interspersed with various sizes of five-pointed stars. The rainbows are drawn with multiple parallel lines, and the stars are scattered throughout the border, some overlapping the rainbow lines.

Patty O'Green likes to draw things that are green.
Draw and color your favorite green object.



Laboratory Word Search

Circle words up, down, across, back and diagonally to find some of the things in Murky Dismal's lab.





Each area in Rainbow Land has a special name. The letters on these signs are all mixed up. Unscramble them and write the letters correctly on the spaces given.

DER
ERIGNO

GNAORE
EAMODWS

ELLYWO
APLISN





ERGEN
RGNAEG

LUBE
NZE O

NIIDGO
CAERS

VLI EOT
LLVAEY


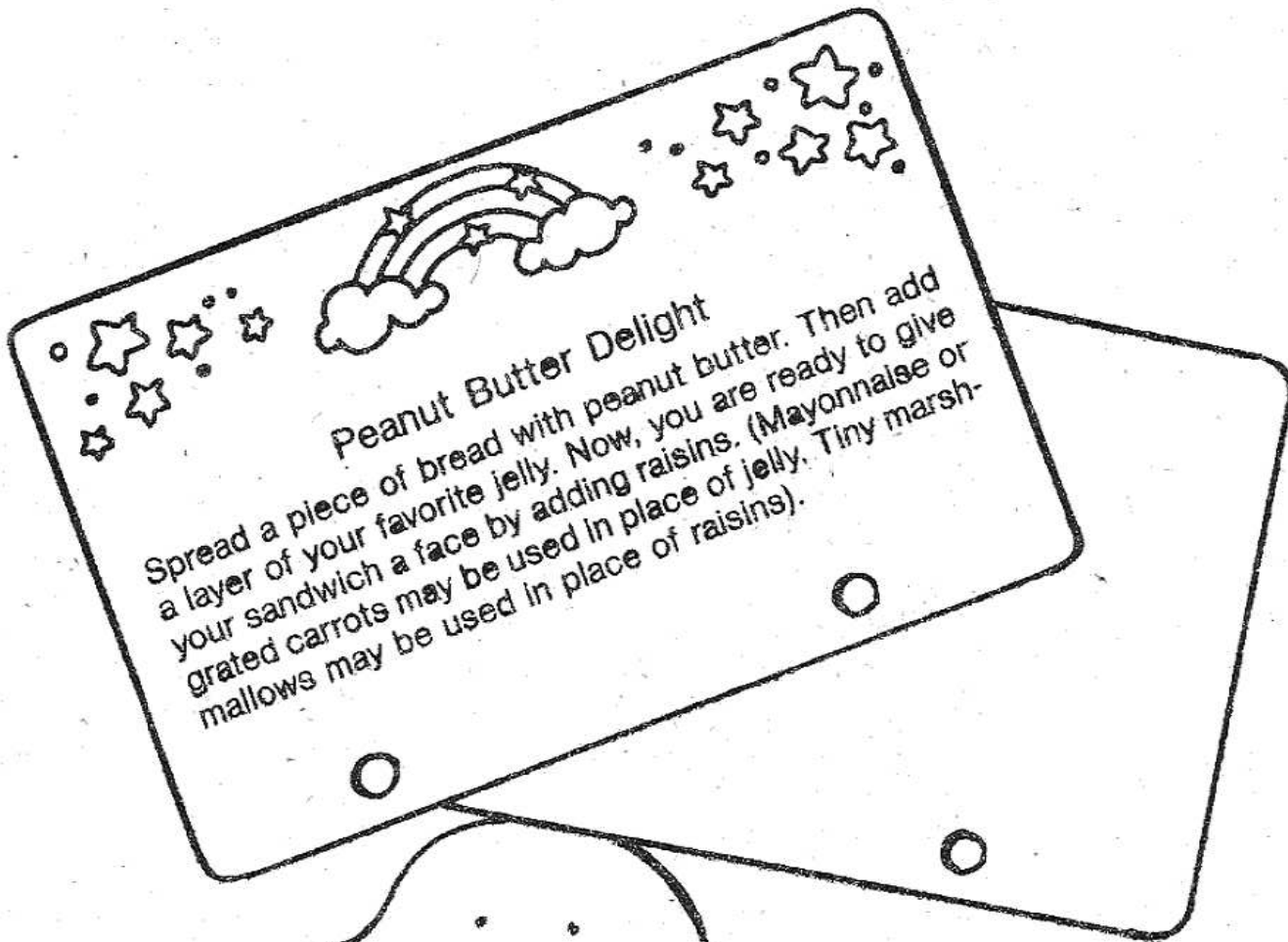


PEANUT
BUTTER

JELLY



A Rainbow Land Treat




Primary Colors

Red, blue and yellow are called primary colors.



Secondary Colors

By mixing primary colors together we make new colors and they are called secondary colors.



Try mixing colors by using your crayons. Try the three combinations shown above by lightly applying one color over the other.



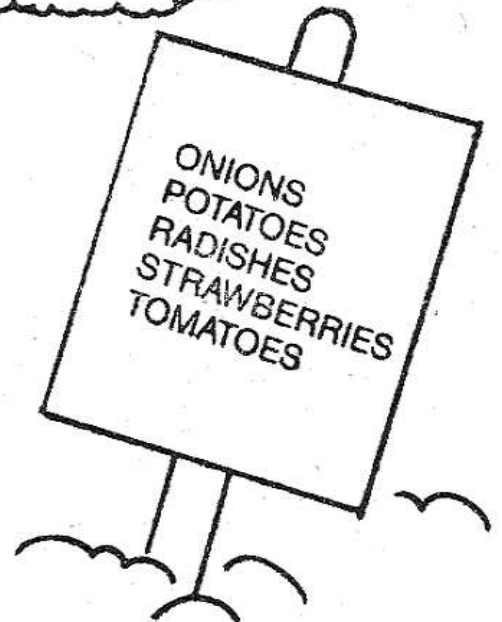
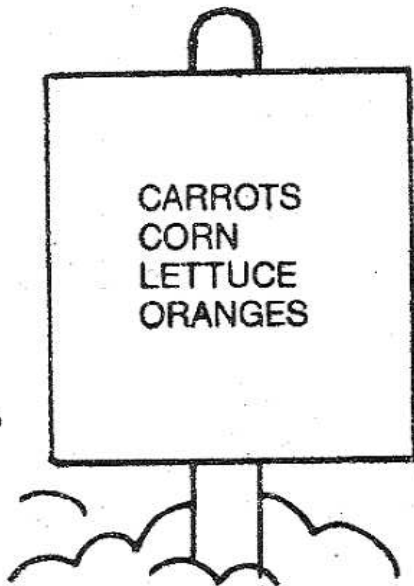


ORANGE

VIOLET

GREEN

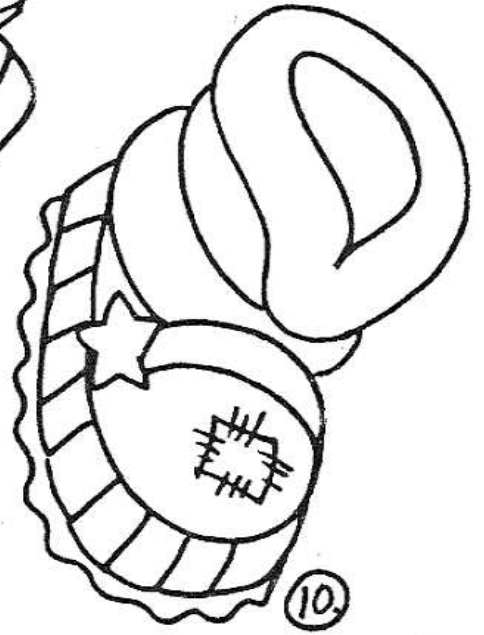

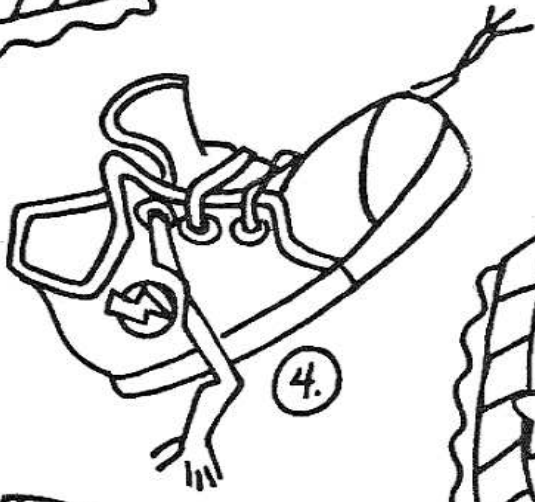





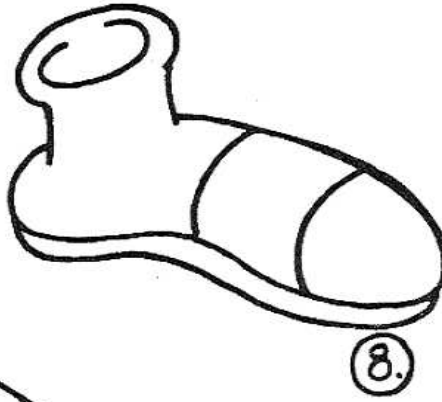
Garden Word Search

All of the Color Kids like to grow things. Circle words up, down, across, back and diagonally to find out what they've planted.





Find the Shoe


Lurky has lost one of his shoes. Can you help him find it?



Murky Disinia has taken all of the color out of Yellow Plains. Quickly color all of the objects that should be yellow before he returns.







the
sprite
general
store


SALE

2¢

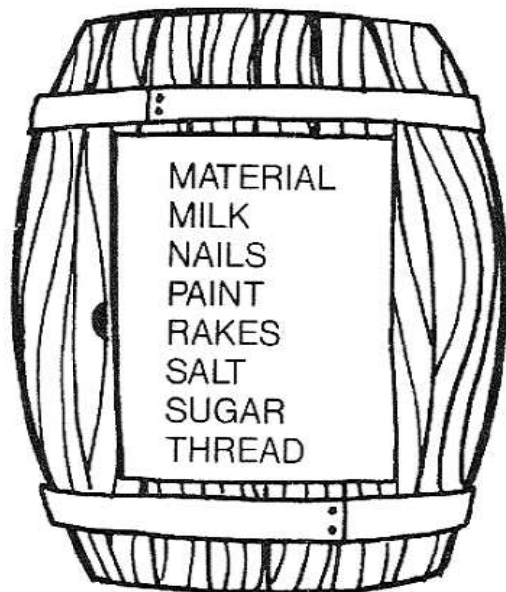

5¢

General Store Word Search

Circle words up, down, across, back and diagonally to find some of the things the Color Kids might buy in the general store.



L T O W B R E A D N B G C R
K L R T N I A P N R H T S A A T
M A T E R I A L U L M C H N K H
I S V T S S G O R H O V Q D E R
L G B K A N L N A I L S B Y S E
K C O L K F V B H A M M E R S A
G T O T O V S U G A R D
C H B R K V T O H O E S




Name the sprites


Complete the name of each sprite and fill in the puzzle on the opposite page. Some letters have been given to help you. You may use the word bank for extra help.



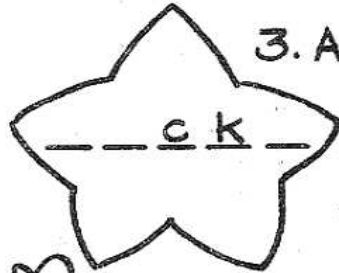
8. Across



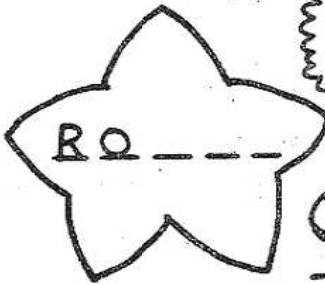
6. Across



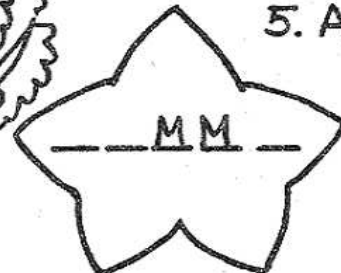
3. Across





7. Down



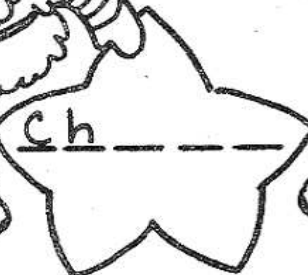
5. Across




2. Across

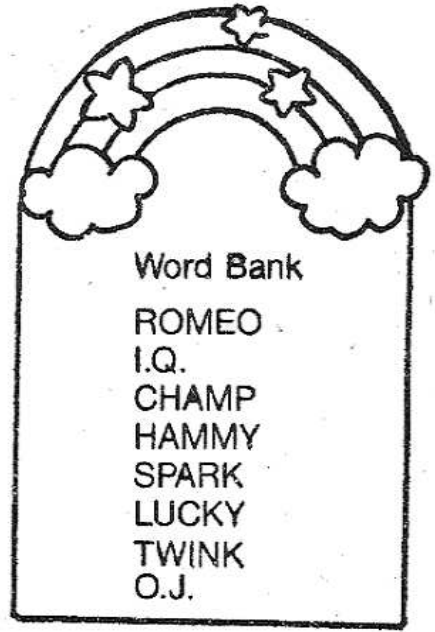



4. Down



1. Down





Word Bank

ROMEO

I.Q.

CHAMP

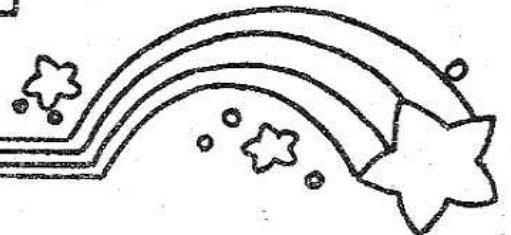

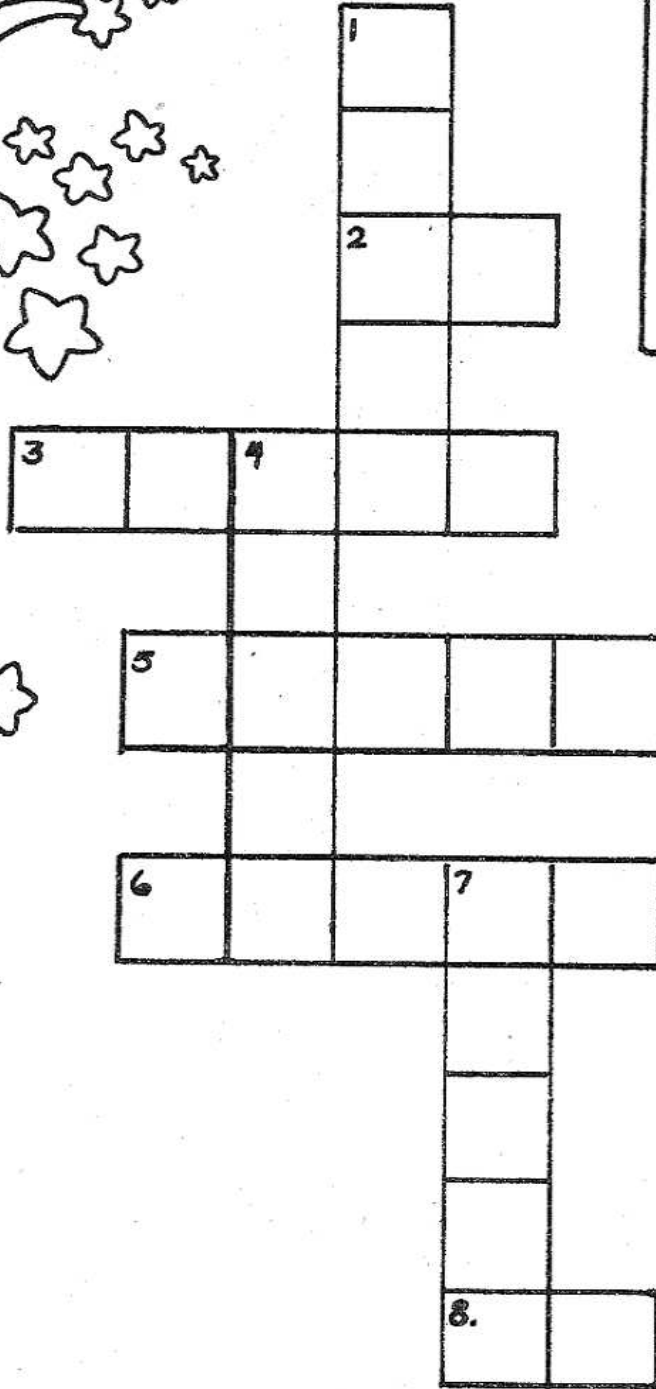

HAMMY

SPARK

LUCKY


TWINK

O.J.




Answers: DOWN: 1. TWINK, 4. CHAMP, 7. ROMEO
ACROSS: 2. I.Q., 3. LUCKY, 5. HAMMY, 6. SPARK, 8. O.J.


Rainbow Land Game




Red Butler and Canary Yellow were taken to The Pits and have escaped.




It's raining which means a rainbow will appear. Move ahead 2.




Directions: Find a friend. Cut out playing pieces. Glue them to light weight board. Decide who goes first and put playing pieces on start. Use a coin to decide moves; heads move one square, tails move two. The 1st player back to Rainbow Land is the winner.




Look out for the Grungemobile. Lose a turn



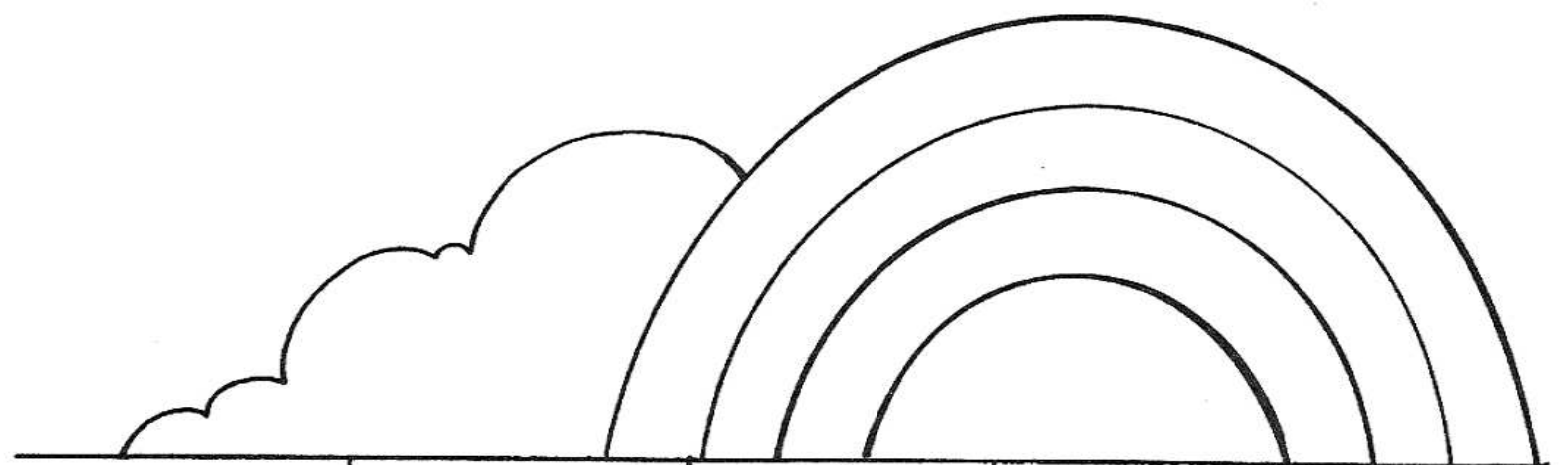
Lurky is hiding behind a bush. Move ahead 1.







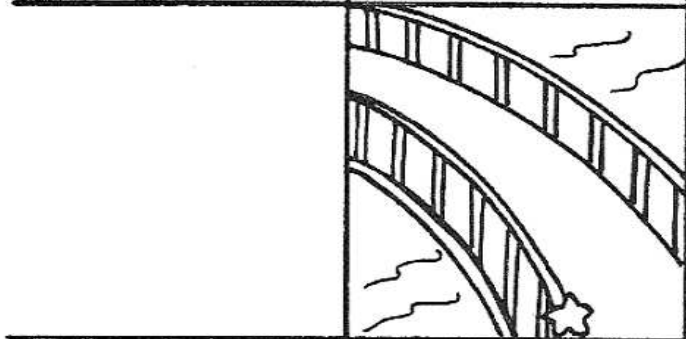
Stopped to eat berries. Lose 1 turn.






Help a lost Sprite. Move ahead 1.





<p>17.</p> 	<p>18.</p>  <p>Sun comes out and a rainbow appears, go directly to home.</p>	<p>19.</p> 	<p>20.</p> 	<p>*N*Y *HOME* *~*~*</p>
---	---	--	--	----------------------------------




<p>13.</p> 	<p>12.</p> <p>Go to the bridge.</p> 
---	---

<p>11.</p> 	<p>Short cut. Go to space 15.</p>
---	-----------------------------------

<p>10.</p> 




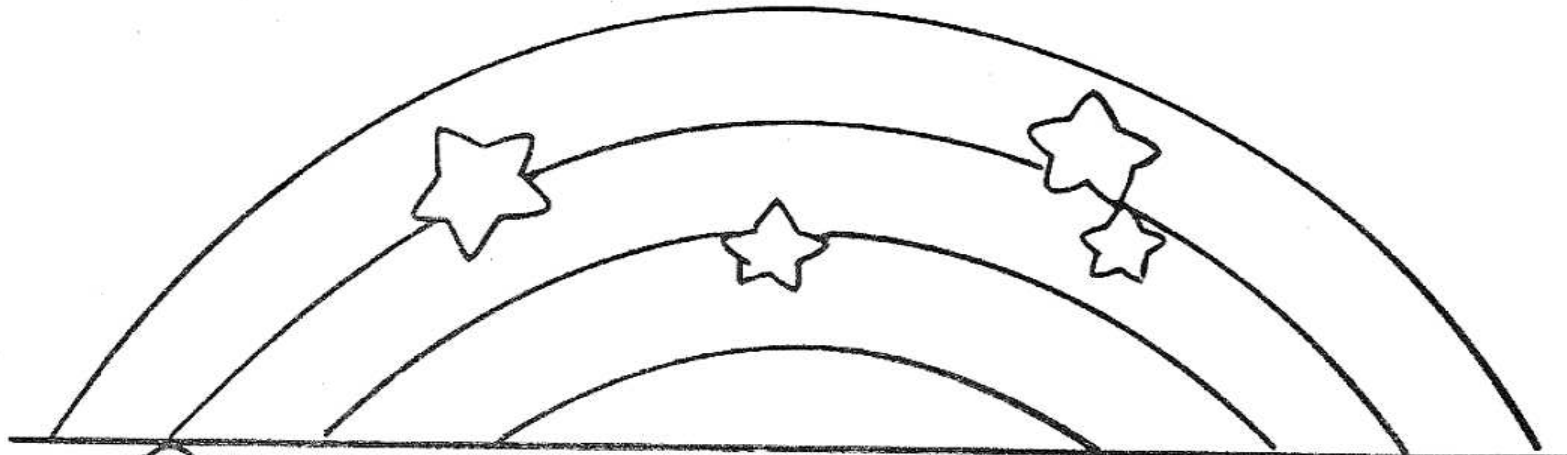
Playing Pieces



Help LaLa Orange deliver a special message to Red Butler, her secret lover.



Take Number 2 into to the pot of gold at the end of the rainbow.



May Baskets

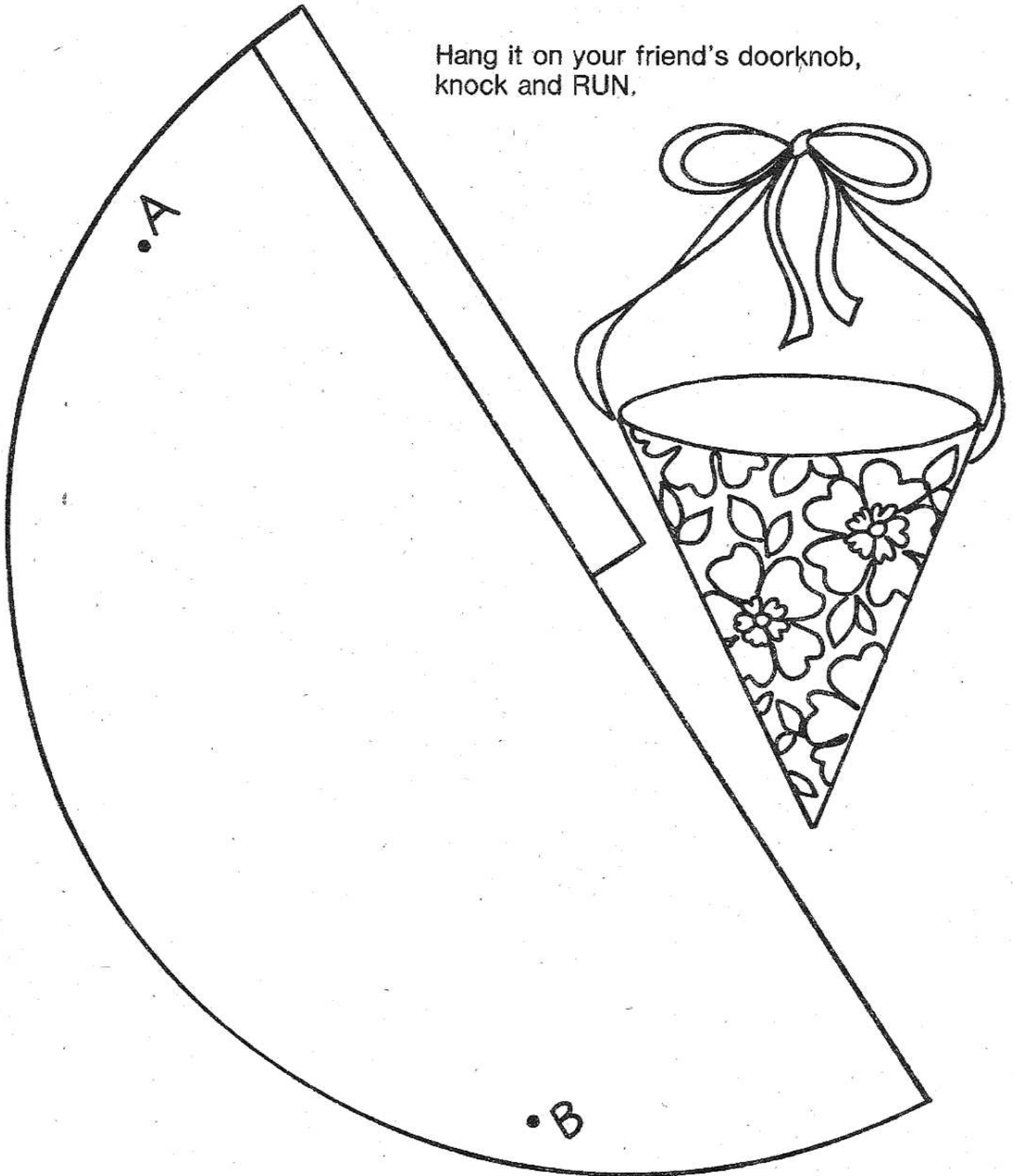
Shy Violet likes to make May baskets for all of her friends. She usually puts her favorite violet colored objects inside and leaves them as a surprise on each person's door.



Make a May Basket

Cut out the basket on this page (or use as a pattern) and glue to lightweight cardboard. Color it. Attach a piece of ribbon 10 inches long at point A and B. Roll the half circle into a cone shape, glue or tape the tab, and fill your basket with your favorite treats.


Hang it on your friend's doorknob,
knock and RUN.







Connect the dots to see what Buddy Blue is looking at.





Balloon Game

Play the balloon toss game. Blow up a basket of balloons. Give half of them to a friend. Now, stand 3 giant steps from the basket and see who can throw 3 balloons into the basket first.



Help Starlite find his way to the Color Castle so he can eat honey sweet clover, his favorite treat.






Rainbow Land Mobile


Glue onto light-weight cardboard. Cut out each piece along heavy black lines and color. Then cut a large circle out of heavy cardboard. Make small holes in cardboard and connect strings (they should be different lengths). Now, attach the end of each string to one of your mobile pieces. Enjoy watching them swing back and forth.




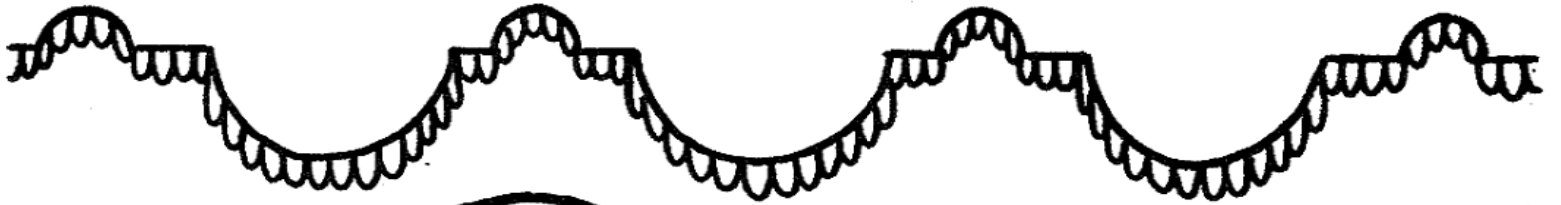


Mirror Message

LaLa Orange needs to use her mirror to read this message and so will you. Hold this page up to a mirror to read what it says.




LOVE COMES IN ALL COLORS




Answer: LOVE COMES IN ALL COLORS

Rainbow Brite's Message

Begin this message with the first letter, cross out the next letter, and continue crossing out every other letter until you have completed Rainbow Brite's message.



C	A	O	N	L	Z	O	
B	R	K	T	C	H		
F	E	H	W	M	O	B	
R	E	L	Q	D	S		
W	V	I	C	T	K	H	
G	L	N	O	A	V	L	E



Rainbow Brite Says "Good-Night"!

